

ANNUAL ACCOUNTS

2008-2009

**NATIONAL CAPITAL REGION PLANNING BOARD
CORE-IV B, 1ST FLOOR,
INDIA HABITAT CENTRE,
LODHI ROAD, NEW DELHI-110003.**

INDEX TO THE ANNUAL ACCOUNTS AS AT 31.03.2009

S.No.	Contents	Page No.
1.	Balance Sheet	1
2.	Income & Expenditure Account (Plan)	2
3.	Income & Expenditure Account (Non-Plan)	3
4.	Receipt & Payment Account	4-5
5.	Schedule-1 to 15	6-14
6.	Schedule- 16 &17 Notes on Accounts and significant accounting policies annexed to and forming part of balance sheet as on 31.03.2009	15-19

NATIONAL CAPITAL REGION PLANNING BOARD
BALANCE SHEET AS AT 31.3.2009

(Amount in Rs.)

CORPUS/CAPITAL FUND AND LIABILITIES	Schedule	Current Year	Previous Year
NCRPB FUND (CORPUS/CAPITAL FUND)	1	20052324460	18229023109
SPECIAL RESERVES	2	285000000	0
EARMARKED/ENDOWMENT FUNDS		0	0
MARKET BORROWING (TAXABLE & TAXFREE BONDS)		4651000000	2000000000
UN-SECURED LOANS AND BORROWINGS		0	0
DEFERRED CREDIT LIABILITIES		0	0
CURRENT LIABILITIES AND PROVISIONS	3	159287178	67588104
TOTAL		25147611638	20296611213
ASSETS			
FIXED ASSETS	4	11306952	12657486
INVESTMENTS FROM EARMARKED/ENDOWMENT FUNDS		0	0
INVESTMENTS OF PF / NPS	5	13290864	12406260
CURRENT ASSETS, LOANS, ADVANCES ETC.	6	25123013822	20271547467
MISCELLANEOUS EXPENDITURE (to the extent not written off or adjusted)		0	0
TOTAL		25147611638	20296611213
SIGNIFICANT ACCOUNTING POLICIES	16		
CONTINGENT LIABILITIES AND NOTES ON ACCOUNTS	17		

[Signature]
Asst. Director (Finance)

[Signature]
Director(A&F)

[Signature]
Member Secretary

NATIONAL CAPITAL REGION PLANNING BOARD
INCOME AND EXPENDITURE ACCOUNT (PLAN) FOR THE YEAR ENDED ON 31ST MARCH, 2009

(Amount in Rs.)

INCOME	Schedule	Current Year	Previous Year
Income from Sales/Services		0	0
Grants/Subsidies		Trfd. To Balance Sheet	Trfd. To Balance Sheet
Fee & Subscriptions		0	0
Income from Investments, from Earmarked/endow. Funds		0	0
Income from Sale of NCR Publications		34955	45850
Interest Earned	7	1401705509	1140984885
Other Income	8	9369504	0
Increase/(decrease) in stock of Finished goods and works-in-progress		0	0
TOTAL (A)		1411109968	1141030735
EXPENDITURE			
Establishment Expenses	9	18914134	11944251
Other Administrative Expenses etc.	10	14314543	11657674
Expenditure on Grants, Subsidies etc.			
Expenditure on Market Borrowing	11	217773905	38508653
Depreciation corresponding to Schedule - 4		1475610	1723776
TOTAL(B)		252478192	63834354
Balance being excess of Income over Expenditure (A-B)		1158631776	1077196381
Provision for Income Tax/F.B.T		0	0
Transferred to Bond Redemption Reserve(BRR)		285000000	0
Transferred to Income & Expenditure Account (Non-Plan)		50546740	0
Net Excess of Income over expenditure transfer to NCRPB Fund		823085036	1077196381
SIGNIFICANT ACCOUNTING POLICIES	16		
CONTINGENT LIABILITIES AND NOTES ON ACCOUNTS	17		

D. K. Sharma
Asst. Director (Finance)

R. K. Karna
Director(A&F)

S. Kumar
Member Secretary

NATIONAL CAPITAL REGION PLANNING BOARD
INCOME AND EXPENDITURE ACCOUNT (NON-PLAN) FOR THE YEAR ENDED ON 31ST MARCH, 2009

(Amount in Rupees)

INCOME	Schedule	Current Year	Previous Year
Income from Sales/Services		0	0
Grant in Aid from MOUD		23500000	18741000
Fee and Subscription		0	0
Income from Investments of GPF/CPF & NPS	12	1331086	749523
Income from Royalty, Publication etc.		0	0
Interest Earned		0	0
Other Income	13	8101	56427
Transferred from Income & Expenditure Account (Plan)		50546740	
Increase/(decrease) in stock of Finished goods		0	0
TOTAL (A)		75385927	19546950
EXPENDITURE			
Establishment Expenses	14	20720220	14169020
Other Administrative Expenses etc.	15	3902652	4582680
Expenditure on Grants, Subsidies etc.			
Interest			
Acquition of fixed assets out of Grant			
TOTAL(B)		24622872	18751700
Balance being excess of Income over Expenditure (A-B)		50763055	795250
Provision for Gratuity		6920778	0
Provision for Accumulated Leave Encashment		12477846	0
Provision for Pension(Current)		19306197	0
Provision for Pension(Retired)		11841919	0
Net Excess of Income over Expenditure transfer to NCRPB Fund		216315	
SIGNIFICANT ACCOUNTING POLICIES	16		
CONTINGENT LIABILITIES AND NOTES ON ACCOUNTS	17		

A. C. Verma
Asst. Director (Finance)

R. K. Karna
Director(A&F)

Member Secretary
Member Secretary

NATIONAL CAPITAL REGION PLANNING BOARD

RECEIPT AND PAYMENTS FOR THE YEAR ENDED ON 31st MARCH, 2009

(Amount in Rupees)

RECEIPTS	CURRENT YEAR			PREVIOUS YEAR		
	TOTAL	PLAN	NON-PLAN	TOTAL	PLAN	NON-PLAN
I. Opening Balances						
a) Cash in hand	5224	5224		3269	3269	
b) Bank Balances in saving account	729331970	729331970		550209028	550209028	
c) Balance in Saving Account GPF	387874		387874	427370		427370
d) Balance in Saving Account CPF	168716		168716	933		933
e) Balance in S.B. Acct.(NPS)	548575		548575	312394		312394
Sub Total	730442359	729337194	1105165	550952994	550212297	740697
II) Grants Received						
a) From M/o UD Govt. of India	523500000	500000000	23500000	1018741000	1000000000	18741000
b) From Delhi Govt.	500000000	500000000		500000000	500000000	
III) INCOME ON INVESTMENTS (GPF/CPF/NPS)						
a) Saving Bank interest	44052		44052	35900		35900
b) Interest on PF deposits	1102754		1102754	636619		636619
IV) Interest Received						
a) On loans to State government/ Agencies	1250984421	1250984421		881700970	881700970	
b) Saving Bank(incl.autoswap FDR)	61744860	61744860		48591654	48591654	
c) On Bank Deposits	22057610	22057610		133654478	133654478	
d) Interest on staff advance	0			20027	20027	
V) Other Income						
a) NCR Publication sales	34955	34955		45850	45850	
b) Short receipt of 2005-06	0			0		
c) Prepayment charges of loans	0			2020800	2020800	
d) Sale of News Paper	1575		1575	2200		2200
e) Sale/Disposal of assets.	2525		2525	0		
f) Fee for misc. services	1113		1113	532		532
g) Bond money/interest received from Staff	0			0		
h) Application fee for Recruitment	0			2300		2300
j) Upfront fee resetting of ROI	0			0		
k) Reimbursement from MOUD for study cost	9369504	9369504		0		
VI) Amount Borrowed						
NCRPB Taxable Bonds	2651000000	2651000000		2000000000	2000000000	
VII) Other Receipt						
a) Repayment of loan by State.Govt.	2588355482	2588355482		2076194936	2076194936	
b) FDR encashed	2000000000	2000000000		21627021474	21627021474	
c) Maturity of PF investments	6500000		6500000	4860000		4860000
d) Earnest Money/Security Deposit	14388		14388	8465		8465
f) Misc. advances to staff	100099		100099	40316		40316
g) Petrol advances	1000		1000	2615		2615
h) Travelling advance	158202		158202	351090		351090
j) LTC Advance	133574		133574	81439		81439
k) Cash recovery of computer advance	12000		12000	12300		12300
l) Deputation employees recovery	0			6240		6240
m) GIS money recovered/received from LIC	72702		72702	102859		102859
n) GPF Fund Cash recovery	0			0		
o) Tax deducted at source	2857575		2857575	2124823		2124823
p) Excess receipts against loans to States	45753	45753		614553	614553	
q) Pay & allowances cash recoveries	0			47385		47385
r) GPF withdrawal (Refund)	730000		730000	73900		73900
Total	10349266503	10312929779	36336724	28847947719	28820077039	27870680

A.P. Vamsi
Asst. Director (Finance)

R.K. Karna
Director (A&F)

B. S. Meher
Member Secretary

NATIONAL CAPITAL REGION PLANNING BOARD

RECEIP AND PAYMENTS FOR THE YEAR ENDED ON 31st MARCH, 2009						
(Amount in Rupees)						
PAYMENTS	CURRENT YEAR			PREVIOUS YEAR		
	TOTAL	PLAN	NON-PLAN	TOTAL	PLAN	NON-PLAN
I. Expenses						
a) Establishment Expenses (Corresponding to Schedule - 1 ²)	24470777	6701568	17769209	19803016	8330998	11472018
b) Administrative Expenses (Corresponding to Schedule - 1 ⁴)	18425133	14594660	3830473	15862390	11283563	4578827
c) Expenditure on Market Borrowing	186906750	186906750		8042078	8042078	
II. Loan disbursed to State Govt./agencies	7230554000	7230554000		7053724750	7053724750	
III. Investment & Deposits made						
a) Amount Invested in FDR	1000000000	1000000000		20657302784	20657302784	
b) Provident Fund/NPS	5900000		5900000	5000000		5000000
c) Other-BRR	285000000	285000000				
IV. Expenditure on Fixed Assets						
a) Purchase of Fixed Assets	125169		125169	501499	0	501499
V. Refund of surplus money/loans to State Govt.	0			0	0	0
VI. Payment of Loans and Advances						
a) Other Advance to Staff	492283		492283	296611		296611
b) Security to Bharti cellular	0			0		
c) Advance/withdrawal against GPF	3611657		3611657	2031326		2031326
d) Travelling Advance	467800		467800	330530		330530
e) Recovery for payment to bank(House loan)	0			10890		10890
VII. Other Payments						
a) Redemption of NCRPB Bonds	0			0		
b) Earnest Money	100000		100000	150000		150000
c) Income Tax/TDS and FBT paid	53502840	53502840		351817682	351685075	132607
d) Reversal of excess interest given	0			0		
e) Payment towards GIS	100707		100707	127390		127390
f) Board's Contribution to NPS	0			0		
g) Tax deducted at source	3656561		3656561	2347535		2347535
h) Deputation employee recovery	190079		190079	156880		156880
VIII. Closing Balances						
a) Cash in hand (Inc. Imprest)	21923	21923		5224	5224	
b) Bank Balances in Saving Account	1533335336	1533335336		729331970	729331970	
c) Bank Balances in Saving Account(CPF)	308094		308094	387874		387874
d) Bank Balances in Saving Account(GPF)	2083198		2083198	168716		168716
e) Bank Balances in Saving Account(NPS)	14196		14196	548575		548575
Total	10349266503	10310617077	38649426	28847947719	28819706441	28241277

S.K. Verma
Asst. Director (Finance)

R.K. Karna
Director (A&F)

Verma
Member Secretary

SCHEDULE-1

**NATIONAL CAPITAL REGION PLANNING BOARD
SCHEDULES FORMING PART OF THE BALANCE SHEET AS AT 31.3.2009**

(Amount in Rs.)

<u>NCRPB FUND (CORPUS/CAPITAL FUND)</u>	Current Year	Previous Year
Balance as at the beginning of the year	18229023109	15651031478
Add: Grant/Contribution from Delhi Government	500000000	500000000
Add: Contribution from MOUD	500000000	1000000000
Add: transferred from the Income and Exp. Account (Plan)	823085036	1077196381
Add: transferred from the Income and Exp. Account (Non Plan)	216315	795250
BALANCE AS AT THE YEAR - END	20052324460	18229023109

SCHEDULE-2

(Amount in Rs.)

<u>SPECIAL RESERVE</u>	Current Year	Previous Year
1. Bond Redemption Reserve		
As per last account	0	0
Addition during the year	285000000	0
Less: Deductions during the year	0	0
Balance as at the year-end	285000000	0

A.K. Verma
Asst. Director (Finance)

R.K. Sharma
Director (A&F)

A. Singh
Member Secretary

NATIONAL CAPITAL REGION PLANNING BOARD
SCHEDULES FORMING PART OF THE BALANCE SHEET AS AT 31.3.2009

(Amount in Rs.)

	Current Year	Previous Year
CURRENT LIABILITIES AND PROVISIONS		
Statutory Liabilities :		
1. General Provident Fund	11110639	11065540
2. CPF	0	0
3. New Pension Scheme Fund	1043904	568379
4. GIS Fund	954299	954404
5. Contribution towards pension	504101	504101
6. Deputation Employees Recoveries	22329	13000
7. Tax deducted at Source from contractors/Professionals/Staff	65524	231623
8. Interest accrued but not due on NCRPB taxable Bonds 2018	29031234	0
9. Interest accrued but not due on NCRPB taxable Bonds 2019	27911762	
10. Overdue	205000	205000
Sub total	70848792	13542047
Other Current Liabilities:		
1. Expenses Payable	36300580	52226147
2. Earnest Money	689655	781965
3. Excess receipts against loans to State Govt./agencies	901411	1037945
Sub total	37891646	54046057
Provisions :		
1. Income Tax	0	0
2. Gratuity	6920778	0
3. Pension(Current)	19306197	0
4. Pension(Retired)	11841919	0
5. Accumulated Leave Encashment	12477846	0
Sub total	50546740	0
GROSS TOTAL	159287178	67588104

S. C. Vams
Asst. Director (Finance)

R. Kaama
Director(A&F)

S. S. S.
Member Secretary

NATIONAL CAPITAL REGION PLANNING BOARD
FIXED ASSETS FOR THE YEAR 2008-09

SCHEDULE-4

S.N.	NAME OF ASSETS	Balance as on 01.04.08	Addition		SALES/ TRANS- FER	GROSS BALANCE	DEPRECIATION		NET BALANCE
			UPTO 30.9.08	AFTER 30.9.08			Rate (%)	Amount	
(a) ASSETES ACQUIRED OUT OF GOVERNMENT GRANTS (Amount in Rs.)									
1	Additional Power Point	1650.34	0.00	0.00	0.00	1650.34	10	165	1485.00
2	Air Conditioner	2552.90	0.00	0.00	0.00	2552.90	15	383	2169.90
3	Annual Pub./Reference Books	0.00	6226.00	885.00	0.00	7111.00	100	3376	3735.00
4	Auto Dialler	190.55	0.00	0.00	0.00	190.55	15	29	161.55
5	Calculator	418.84	0.00	820.00	0.00	1238.84	15	124	1114.84
6	Car	430198.70	0.00	0.00	0.00	430198.70	15	64530	365668.70
7	Computers / Printers	224835.33	7800.00	0.00	0.00	232635.33	60	139581	93054.00
8	Computers Software & Dev	2555.80	0.00	0.00	0.00	2555.80	60	1533	1022.80
9	CVT	3438.35	0.00	0.00	0.00	3438.35	15	516	2922.00
10	Eco Videography	657.48	0.00	0.00	657.48	0.00	15	0	0.00
11	Electric Appliances	4162.88	0.00	0.00	279.00	3883.88	15	583	3300.88
12	Electronic Typewriter	577.86	0.00	0.00	0.00	577.86	15	87	490.86
13	EPABX	79286.25	0.00	0.00	0.00	79286.25	15	11893	67393.00
14	Fall Ceiling Tube Fittings	776.19	0.00	0.00	0.00	776.19	10	78	698.00
15	Fax Machine	13530.68	0.00	0.00	0.00	13530.68	15	2030	11500.68
16	Fire Fighting Equipments	99.16	0.00	0.00	0.00	99.16	15	15	84.00
17	Furnishing	91273.55	0.00	0.00	0.00	91273.55	10	9127	82146.55
18	Furniture	308314.48	40489.00	29700.00	0.00	378503.48	10	36365	342138.48
19	Godrej Safe / Chest	1530.74	0.00	0.00	0.00	1530.74	10	153	1377.74
20	Godrej Cabinet	4158.61	0.00	0.00	0.00	4158.61	10	416	3742.61
21	Hotline Projection Visio	3477.02	0.00	0.00	0.00	3477.02	15	522	2955.00
22	Krison VCR	439.37	0.00	0.00	439.37	0.00	15	0	0.00
23	Library Books	14150.00	2865.00	9184.00	0.00	26199.00	60	12964	13235.00
24	Medical Equipment	3247.19	0.00	0.00	0.00	3247.19	15	487	2760.19
25	Nikon Digital Camera	28509.60	0.00	0.00	0.00	28509.60	15	4276	24233.60
26	Sony Digital Camera	0.00	12000.00	0.00	0.00	12000.00	15	1800	10200.00
27	Photocopy Machine	456971.18	0.00	0.00	0.00	456971.18	15	68546	388425.00
28	PVC Partition	5532.73	0.00	0.00	0.00	5532.73	10	553	4979.73
29	Padestal Fan	1223.22	0.00	0.00	0.00	1223.22	10	122	1101.00
30	Paper Monster Junior	2132.78	0.00	0.00	0.00	2132.78	15	320	1812.78
32	Pick Up Van Bajaj Auto	55405.37	0.00	0.00	0.00	55405.37	15	8311	47094.00
33	Refrigerator	690.15	0.00	0.00	0.00	690.15	15	104	586.00
34	Rataring Scriber	6385.08	0.00	0.00	0.00	6385.08	15	958	5427.00
35	Spel Binder A4 size	14601.78	0.00	0.00	0.00	14601.78	15	2190	12411.78
36	Tape Recorder / Two-in-One	2655.78	0.00	0.00	0.00	2655.78	15	398	2257.78
37	Telephones	54284.24	15000.00	2700.00	0.00	71984.24	15	10595	61389
38	Television	13100.93	0.00	0.00	0.00	13100.93	15	1965	11135.93
39	Typewriter	1176.65	0.00	0.00	0.00	1176.65	15	177	999.65
40	UPS	116.99	0.00	0.00	0.00	116.99	60	70	46.99
41	Wall Clocks	894.88	200.00	0.00	0.00	1094.88	10	109	985.88
42	Water Cooler	1413.87	0.00	0.00	1413.87	0.00	15	0	0.00
43	Water Dispenser	1830.86	0.00	0.00	0.00	1830.86	15	275	1555.86
44	Web Camera (D-link)	690.89	0.00	0.00	0.00	690.89	15	104	586.89
	SUB TOTAL	1839139.22	84580.00	43289.00	2789.72	1964218.53		385830	1578386
(b)	Office Accommodation at IHC	10678453.72	0.00	0.00	0.00	10678453.72	10	1067845	9610609
(A)	Total (a) + (b)	12617592.94	84580.00	43289.00	2789.72	12642672.25		1453675	11188995

(B) ASSETES ACQUIRED OUT OF OWN FUNDS

(Amount in Rs.)

S.N.	NAME OF ASSETS	Balance as on 01.04.08	Addition		SALES	GROSS BALANCE	DEPRECIATION		NET BALANCE
			UPTO 30.9.08	AFTER 30.9.08			Rate (%)	Amount	
1	Coat Stand	5182.83	0.00	0.00	0.00	5182.83	10	518	4664.83
2	Computers / Printers	53.60	0.00	0.00	0.00	53.60	60	32	21.60
3	Furniture	4318.54	0.00	0.00	0.00	4318.54	10	432	3886.54
4	Projector Epson	125412.02	0.00	0.00	0.00	125412.02	15	18812	106600.02
5	Computer Software & Dev.	1827.93	0.00	0.00	0.00	1827.93	60	1097	730.93
6	Telephones	1810.54	0.00	0.00	0.00	1810.54	15	272	1538.54
7	UPS	1287.88	0.00	0.00	0.00	1287.88	60	773	514.88
	Total	139893.34	0.00	0.00	0.00	139893.34		21936	117957.3
	GRAND TOTAL (A+B)	12657486.28	84580.00	43289.00	2789.72	12782565.59		1475610.0	11306952

A.K. Verma
Asst. Director (Finance)

R.K. Karna
Director (A&F)

Syuan
Member Secretary

**NATIONAL CAPITAL REGION PLANNING BOARD
SCHEDULES FORMING PART OF THE BALANCE SHEET AS AT 31.3.2009**

(Amount in Rs.)

INVESTMENTS - OTHERS	Current Year	Previous Year
(A) Provident Fund Investment of GPF/CPF		
1. In Government Securities	3411385	4911385
2. Other approved Securities (FDR with Bank)	5000000	5000000
3. Shares	0	0
4. Debentures and Bonds	1140000	1140000
5. Subsidiaries and Joint Ventures	0	0
6. Others		
Interest accrued on PF Investment	400338	249711
Saving Bank Balance	2391292	556590
Sub Total	12343015	11857686
(B) New Pension Scheme		
1. FDR with State Bank Of Indore	900000	0.00
2. Interest accrued on NPS Investment	33653	0.00
3. Saving Bank Balance	14196	548574.57
Sub Total	947849	548574.57
Gross Total	13290864	12406260

S. C. Verma
Asst. Director (Finance)

R. K. Karna
Director(A&F)

S. Kumar
Member Secretary

NATIONAL CAPITAL REGION PLANNING BOARD
SCHEDULES FORMING PART OF THE BALANCE SHEET AS AT 31.3.2009

	(Amount in Rs.)	
CURRENT ASSETS, LOANS, ADVANCES ETC.	Current Year	Previous Year
A. CURRENT ASSETS:		
1. STOCK OF NCR BOOKS AND PUBLICATION	313617	344802
2. Sundry Debtors:		
a) Debts Outstanding for a period exceeding six months	98361	98361
b) Others (Security with MTNL & GMT)	34532	41230
3. Cash balances in hand	21923	5224
Sub Total	154816	144815
4. Bank Balances		
a) With Scheduled Banks:		
- On Savings Account (including auto swap FDRs)	1533335336	729331969
- On Deposit Accounts	0	1000000000
- Deposits of BRR	285000000	0
Sub total	1818335336	1729331969
TOTAL(A)	1818803769	1729821586
B. LOANS, ADVANCES AND OTHER ASSETS		
1. Loans:		
a) Advances to Staff	1198418	1404435
b) Other Advances		
i) Travelling Advance	361600	51999
ii) LTC Advance	0	0
iii) Petrol Advance	4400	400
iv) Misc. advance	2300	57200
Sub Total	368300	109599
c) STATE GOVT./IMPLEMENTING AGENCIES	22353897563	17711699045
2. Advances and other amounts recoverable		
a) Prepaid Expenses	0	0
b) Advance Income tax & TDS recoverable		
c) INCOME TAX/TDS (F.Y. 2004-05)	77433800	77433800
d) INCOME TAX/TDS & FBT (F.Y 2005-06)	108150893	108150893
e) INCOME TAX/TDS & FBT (F.Y 2006-07)	26988083	26988083
f) INCOME TAX/TDS & FBT(F.Y.2007-08)	351817682	351817682
g) TDS on Board's Income	53502840	0
Sub Total	617893298	564390458
3. INCOME ACCRUED		
a) INTEREST ACCRUED BUT NOT DUE ON FDRS	1991068	11176978
b) INTEREST RECEIVABLE ON LOAN	327504858	251730076
c) INTEREST ACCRUED ON STAFF LOAN	1344470	1215290
d) INTEREST ACCRUED ON S/B ACCOUNT	12078	0
Sub Total	330852474	264122344
TOTAL (B)	23304210053	18541725881
TOTAL(A+B)	25123013822	20271547467

S. Kumar
Asst. Director (Finance)

R. Karna
Director(A&F)

S. Kumar
Member Secretary

SCHEDULE-7

NATIONAL CAPITAL REGION PLANNING BOARD

SCHEDULE FORMING PART OF INCOME & EXPENDITURE(PLAN) FOR THE YEAR ENDED 31.3.2009

		<i>(Amount in Rs.)</i>	
INTEREST EARNED		CURRENT YEAR	PREVIOUS YEAR
1	ON TERM DEPOSITS:		
a)	With Scheduled Banks	10880632	136218834
b)	With Non-Scheduled Banks	0	0
c)	With Institutions	0	0
d)	Others	0	0
2	On Saving Accounts:		
a)	With Scheduled Banks		
	Saving Bank interest - Rs.610585.00		
	Interest on autoswap FDRs - Rs. 63137421.83	63748007	55051981
b)	With Non-Scheduled Banks	0	0
c)	Post Office Saving accounts	0	0
d)	Others	0	0
3	ON LOANS:		
a)	Interest on Loans to State Govt./their implementing agencies	1321511832	949218617
b)	Interest on Long term loans to Employees/Staff	135380	179936
c)	Others-Penal interest	5429658	315517
TOTAL		1401705509	1140984885
SCHEDULE-8			
<i>(Amount in Rs.)</i>			
OTHER INCOME:		CURRENT YEAR	PREVIOUS YEAR
a)	Upfront fee for resetting of interest rates	0	0
b)	Prepayment charges	0	0
c)	Reimbursement from MOUD (Study on Integrated Transport Plan for NCR)	9369504	0
TOTAL		9369504	0

O.K. Verma
Asst. Director (Finance)

R.K. Karna
Director(A&F)

Atulya
Member Secretary

NATIONAL CAPITAL REGION PLANNING BOARD
SCHEDULE FORMING PART OF INCOME & EXPENDITURE (PLAN) FOR THE YEAR ENDED 31.3.2009

(Amount in Rs.)

ESTABLISHMENT EXPENSES (PLAN)	Current Year	Previous Year
a) Salaries and Wages (Paid out of Internal Accrual)	2685714	1129963
b) Others -- NCR Cells expenses	16228420	10814288
TOTAL	18914134	11944251

SCHEDULE-10

(Amount in Rs.)

Others Administrative Expenses	Current Year	Previous Year
a) NCR Books and Publication Cost	31184	32107
b) Studies & Surveys	10585263	5778524
c) Advertisement & Publicity	179334	0
d) Board/Other Meetings Expenses	95979	417454
e) Project Appraisal Fee	3384283	5429589
f) Printing Charges	38500	0
TOTAL	14314543	11657674

SCHEDULE-11

(Amount in Rs.)

Expenditure on Market Borrowing	CURRENT YEAR	PREVIOUS YEAR
a) Interest on Bonds	207284547	23126575
b) Listing fee	5419	50000
c) Rating Agency Charges	2921360	1573040
d) Registrar & Transfer Agent Charges	7667	0
e) Stamp Duty on NCRPB taxable bonds-2018	0	7340000
f) NSDL charges	0	1124
g) Corporate action fee/custodial fee on NCRPB Taxable Bonds- 2018	37080	56742
h) Arrangers fee	2626394	2022480
i) Interest on NCRPB bonds application money	3117517	4338692
j) Trusteeship Fee	30000	0
k) Stamp duty on NCRPB taxable bonds-2019	1603005	0
l) Surveillance Fees	73500	0
m) Annual custodial fees of NSDL	67416	0
TOTAL	217773905	38508653

[Signature]
 Asst. Director (Finance)

[Signature]
 Director (A&F)

[Signature]
 Member Secretary

SCHEDULE-12*(Amount in Rs.)*

Income on investments of GPF and CPF	Current Year	Previous Year
a) Interest on GPF investments	1087819	626479
b) Interest on Savings Bank accounts of GPF	24062	20443
c) Interest on CPF Investments	165562	101645
d) Interest on Saving Bank account CPF	6451	956
e) Interest on NPS investments	33653	0
f) Interest on Saving Bank account NPS	13539	0
TOTAL	1331086	749523

SCHEDULE-13

**NATIONAL CAPITAL REGION PLANNING BOARD
SCHEDULES FORMING PART OF THE BALANCE SHEET AS AT 31.3.2009**




(Amount in Rs.)

OTHER INCOME	Current Year	Previous Year
1. Sale/Disposal of Assets	0	0
2. Bond Money/Recovery of Pay & Allowances	0	40542
3. Application fee for Recruitment	0	2300
4. Recovery towards use of Staff Car	5413	10953
5. Sale of Old Newspapers	1575	2200
6. RTI Fee	1013	432
7. Loss of I.Card	100	0
Total	8101	56427

A.C. Bains
Asst. Director (Finance)

R.K. Kaana
Director(A&F)

Shree
Member Secretary

NATIONAL CAPITAL REGION PLANNING BOARD		SCHEDULE-14
SCHEDULE FORMING PART OF INCOME & EXPENDITURE(NON-PLAN) FOR THE YEAR ENDED 31.3.2009		
(Amount in Rs.)		
ESTABLISHMENT EXPENSES	CURRENT YEAR	PREVIOUS YEAR
SALARIES (BASIC + DP)	9457002	5694508
ALLOWANCES & BONUS	7108000	5889981
CONTRIBUTION TO NPS	178288	112306
RETIERMENT & TERMINAL BENEFITS	2656664	1205992
OTHERS		
Leave Salary & Pension Contribution	266962	247916
Interest on GPF Account	779734	815176
Interest on NPS Account	118949	0
Recruitment Expenses	0	0
Licence fee paid to Dte of Estates	82912	113363
News paper & Periodicals	71709	72265
Liveries	0	17513
TOTAL	20720220	14169020
		SCHEDULE-15
(Amount in Rs.)		
ADMINISTRATIVE EXPENSES	CURRENT YEAR	PREVIOUS YEAR
ELECTRICITY & WATER CHARGES	40302	55950
HOUSE KEEPING	535507	336799
REPAIR & MAINTENANCE	199925	472708
RENT, RATE & TAXES	1015990	739418
VEHICLE RUN. & MAINT.	376166	480661
POSTAGE, TEL. & COMMUNICATION CHARGES	580911	661531
PRINTING & STATIONERY	197606	355920
TRAVELLING & CON. EXPENSES	310730	437346
EXPENSES ON SEMINAR/WORKSHOP	56900	80339
I H C SUBSCRIPTION EXPENSES	0	0
EXPENSES ON LEGAL FEES	111977	106500
AUDITORS REMUNERATION	168125	34216
HOSPITALITY EXPENSES	114795	108268
PROFESSIONAL FEE	141532	408607
ADVERTISEMENT & PUBLICITY	0	205536
OTHERS	52186	98881
TOTAL	3902652	4582680
<div style="display: flex; justify-content: space-around; align-items: flex-end; margin-top: 20px;"> <div style="text-align: center;">  Asst. Director (Finance) </div> <div style="text-align: center;">  Director(A&F) </div> <div style="text-align: center;">  Member Secretary </div> </div>		

NATIONAL CAPITAL REGION PLANNING BOARD

Schedule 16 & 17

Notes on Accounts and significant accounting policies annexed to and forming part of balance sheet as on 31.03.2009.

1. Accounting Convention:

The Annual Accounts of the NCR Planning Board are prepared on the basis of Historical cost convention and on the basis of accrual method of accounting, unless otherwise stated in the accounting policies stated below.

2. New format of Accounts and rounding of figure to the nearest Rupees.

The accounts of the Board for the Financial Year 2008-09 have been prepared in new format as per instruction issued by Principal Director of Audit. The figure shown in the Annual accounts have been rounded off to the nearest rupee.

3. Income Recognition:

All income has been recognized on accrual basis.

4. Fixed Assets:

(a) Fixed Assets are stated at written down value after charging depreciation.

(b) Depreciation on fixed assets has been charged on w.d.v. method as per rate prescribed under income tax Act. The depreciation has been charged in income and expenditure account (Plan).

5. Recognition of Expenditure:

All expenses are recognized on accrual basis except payment of LTC, which are taken on cash basis.

6. Retirement Benefits:

(a) No provision was made for Pension/gratuity/leave encashment payable to the employees of the Board and the liability towards these retirement benefits was accounted on cash basis in the accounts of the Board till Financial Year 2007-08. The audit in their audit report for the year 2007-08 had pointed out that the provision for retirement benefit i.e. leave encashment, gratuity etc. have not been made on actuarial basis. Disclosure on para 7(a) (d) and (e) of schedule-16 were not in line with instruction contained in uniform format of accounts. In compliance to this the Board had appointed a professional (actuary) for valuation of leave encashment, gratuity and pension in respect of NCRPB employees.

Total valuation towards these Retirement benefits since inception of NCRPB till 31st March 2009 comes to Rs. 5,05,46,740/- as per valuation Report, is as under:

Gratuity	Rs.69,20,778/-
Leave encashment	Rs 1,24,77,846/-
Pension(Serving Employees)	Rs 1,9306,197/-
Pension(Retired employees)	Rs 1,18,41,919

In order to meet any such liability as & when it will accrue, a provision of Rs5,05,46,740/- on actuarial basis has been provided for in the current Financial Year 2008-09 out of internal accruals, by charging from Income & expenditure(Non-Plan) and the same has been taken into liability side of Balance Sheet under the head "CURRENT LIABILITIES & PROVISIONS".

(b) Provident Fund:

The Board is maintaining General Provident Fund Account and Contributory Provident Fund Account which has been recognized by the Department of Pension and Pensioners Welfare.

The liability towards GPF & CPF interest has been charged to revenue in the relevant year and transferred to the provident Fund Account of the Board.

(c) New Pension Scheme Fund:

The Govt. had introduced a new pension scheme (NPS) for new recruits to the Central Govt. service w.e.f. 1.1.2004. The monthly contribution is 10% of the salary and D.A. to be paid by the employee and matched by the Central Govt. Accordingly new pension scheme fund has been created in respect of employees who have been appointed in the Board w.e.f. 1.1.2004. The Board is maintaining the NPS fund by keeping the amount of contribution of the employee duly matched by the Board in the bank. The Govt. has not so far issued any guidelines towards investment of these funds. However keeping in view the fact that the Board has to pay annual interest @8% to NPS subscribers, the during the year 2008-09 Board has invested NPS fund in fixed deposit in Banks for a period of one year.

(d) Group Insurance liability:-

The Board during the year 2005-06 had taken a policy called Group Insurance Scheme with LIC and transferred a sum of Rs.6,91,873/- to LIC in order to meet any such liability as and when it will accrue. The Board is making necessary deductions from the salary of the employees and send the same to LIC every month. On retirement and resignation of the employees, their claims are forwarded to LIC for

payment of saving benefits along with interest under said policy including Insurance Cover wherever applicable.

7. NCR Books and Publications:-

The cost of NCR Books and Publications sold and distributed free as complimentary copies are charged to Income & Expenditure Account (Plan) and the stock of unsold books at the close of the Financial Year are valued at cost and shown in the Balance Sheet.

8. Plan & Non-Plan Transactions:-

Separate Receipts and Payment Account & Statement of Income & Expenditure are prepared for each of Plan and Non-Plan transactions.

9. Studies & Surveys:-

All expenses incurred on Studies & Surveys are charged to Income & Expenditure Account (Plan).

10. NCR Planning & Monitoring Cells:

The expenses on NCR Planning & Monitoring Cell are charged to Income and expenditure under the head "NCR Cell expenses" on the basis of claims submitted by the Cells for the last claim reimbursed to each cell and any variation in the actual expenses on submission and approval is adjusted in the subsequent year as stated in the notes to Annual Accounts for the year 2007-08. The audit during the year 2007-08 while commenting on establishment expenses (plan) in the Schedule-8 relating to income and expenditure account (plan) had inter-alia pointed out that status of payment pending of each NCR Cell, actual claim submitted and paid to each NCR Cell during the year in the significant accounting policies and notes on accounts of the balance sheet were not disclosed. The status of payments pending of each NCR Cell/provision made are as under:-

NCR Planning & monitoring Cell	Detail of Claim pending (as on 31.3.2009)		*Provision made for the Financial Year 2008-09
	Financial Years	Total Amount of Claim Submitted (Year wise)	
UP	2005-06, 2006-07, 2007-08, 2008-09	Claim not received	46,76,700/-
Haryana	2008-09	Claim not received	50,18,500/-
Rajasthan	2007-08, 2008-09	2007-08 : Rs.35,33,183/- 2008-09 : claim not received	43,50,900/-
Delhi	2006-07, 2007-08, 2008-9	Claim not received	20,08,900/-

Notes:

1. Provision has been made on the basis of latest claims reimbursed to each Cell and an increase of 40% has been assumed towards implementation of 6th CPC.

2. Variation in the Actual expenses on submission and approval of claims by NCR cell shall be adjusted in the subsequent year of actual payment.

11. Income Tax:

The appropriate Income Tax Authority i.e. Ministry of Finance, Department of Revenue, Director General of Income Tax (Exemptions) New Delhi vide Order No. Director General of Income Tax Exemption (E)/10(23C)(iv)/2008 dated 2.5.2008 has approved the National Capital Region Planning Board under sub-clause (iv) of the Clause (23 C) iv of Section 10 of the Income tax Act 1961 (43 of 1961) from the Assessment Year 2003-04 onwards. The Income of the Board is now exempted for payment of Income Tax under Section 10 (23C) iv of Income Tax Act 1961. In view of this, no provision towards income tax has been made during the year 2007-08 and 2008-09.

In view of the above Income Tax exemption granted, the Board had applied to Income Tax Office for issue of a Certificate for no deduction of Tax by Banks/State Government and their implementing agencies during financial year 2008-09. ITO issued requisite certificate on 31.12.2008 valid up to 31.3.2009. The TDS deducted by the Banks etc. prior to the date of issue of Certificate has been shown as TDS recoverable in Schedule-5. The same will be got refunded from ITO through ITR.

The Board has submitted its application for refund of entire Income Tax paid since assessment year 2003-04 to the office of DG (Exemption), New Delhi which is being perused with IT Office.

12. Establishment Expenses (Plan) Salary

Amount of Rs. 26,85,714 shown under the heading Establishment Expenses(Plan) in Schedule-8 include salary paid to five employees of the Board during 2008-09 for Rs.21,95,416/- and arrears on account of revision of pay by 6th CPC for Rs. 4,90,298/- paid from internal Accrual of the Board.

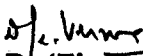
The five posts were created/sanctioned by the Government in the year 1998-99 and the expenditure for these posts was to be met out of internal accruals of the Board. The Board has accordingly been charging salary expenditure on these posts from internal Accruals which are reflected in the Income & Expenditure (Plan) since 1999-2000 onwards as disclosed in the Annual Accounts of the Board for the year 2007-08 which have already been audited & certified by Principal Director of Audit.


Govt. of India, Ministry of Finance, Department of Expenditure vide their OM No. 7/23/2008-E-III (A) had extended orders regarding 6th CPC including that of payment of arrears to autonomous bodies had given 80% budgetary support towards increased liability and balance

20% was to met by autonomous bodies through their internal accrual/savings.

13. Creation of Bond Redemption Reserve (BRR)

Board had raised an amount of Rs. 200 Crore from the Capital market in February 2008 through private placement of taxable Bonds for a period of 7 years. As a Statutory requirement, before raising Bonds, the same were got financially rated from CRISIL & FITCH rating agency. Rating agency stipulated that the Boards should maintain Bond Redemption Reserve (BRR) by depositing equated amounts every year in such a manner that the balance in redemption reserve accounts for this bonds issue equals the redemption amount on the date of maturity of Bonds. In order to ensure that Board meets its Bond obligations on maturity, the Board during the Year 2008-09 has created a BRR for an amount of Rs. 28.50 crores & made necessary provisions in the Accounts.


A.D. (Finance)


Director (A&F)


Member Secretary